



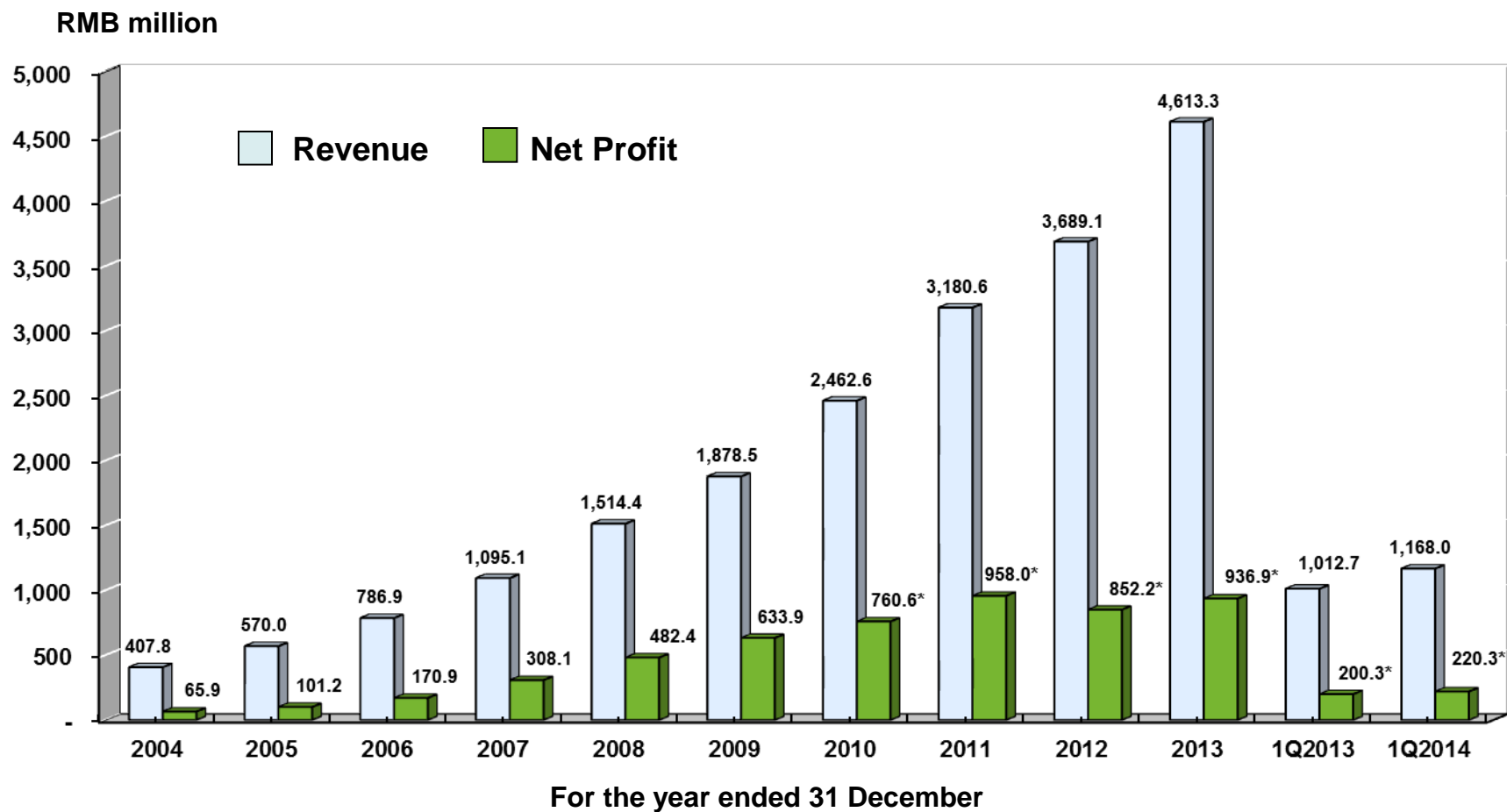
**Leading in Development,
Manufacturing and Marketing of
Single-use Medical Devices in the PRC**

**First Quarter Results 2014
14 May 2014**

Content

● Financial Highlights	2
● Operational Review	8
● Group Structure	11
● Appendix	
Reconciliation of the Net Profit	12

Continuous Revenue and Earnings Growth



9 Years CAGR

- Turnover : 30.9%↑
- Net Profit : 34.3%↑

* net profit excluding extraordinary items

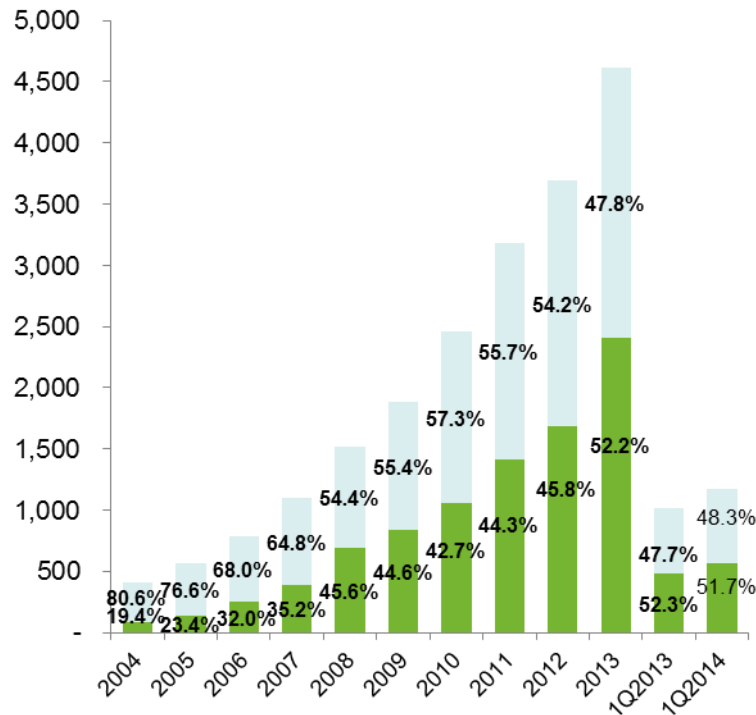
1Q2014 vs 1Q2013

- Turnover : 15.3%↑
- Net profit : 10.0%↑

Turnover and GP Analysis

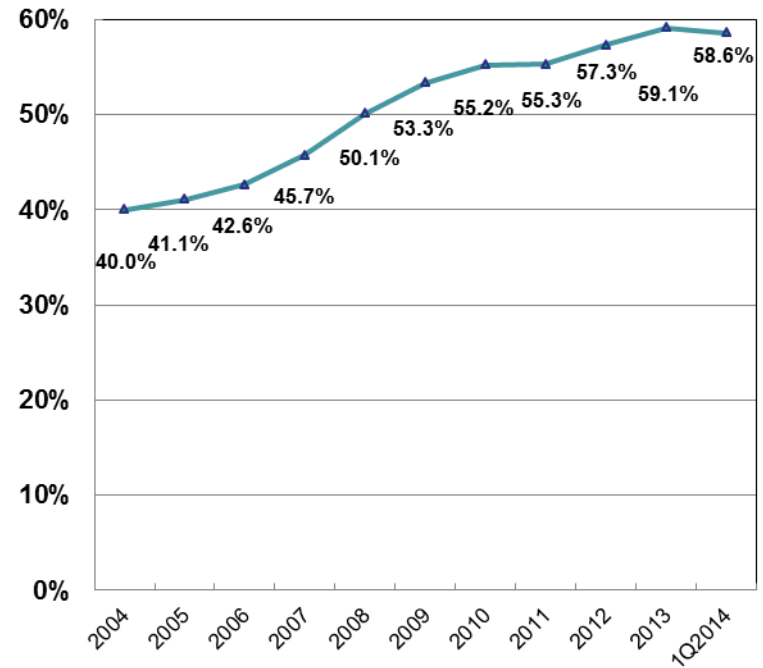
Turnover

RMB million



For the year ended 31 December

Gross Profit Margins



For the year ended 31 December

- Conventional products (Gross profit margin < 60%)
- High value-added products (Gross profit margin > 60%)

Results Summary

RMB million	For the 3 months ended 31 Mar 2014	For the 3 months ended 31 Mar 2013	Change %
Revenue	1,168.0	1,012.7	+15.3
COGS	(484.1)	(410.8)	+17.8
Gross profit <i>Gross profit margin</i>	683.9 58.6%	601.9 59.4%	(0.8)
Other revenue	13.4	11.3	+18.6
Distribution costs <i>% on revenue</i>	(304.5) 26.1%	(269.6) 26.6%	(0.5)
Administrative expenses <i>% on revenue</i>	(72.9) 6.2%	(61.5) 6.1%	+0.1
Research & development expenses	(53.4)	(47.5)	+12.4
Finance costs	(4.1)	(1.9)	+115.8
Share of results in jointly controlled entities	(4.1)	0.029	-
Share of results in associates	(4.4)	28.0	-
Profit before taxation	253.9	260.7	(2.6)
Taxation	(38.6)	(32.9)	+17.3
Non-controlling interest	0.7	0.5	+40.0
Profit after taxation	216.0	228.3	(5.4)
Profit before Taxation and JVs <i>Net profit margin</i>	262.4 22.5%	232.7 23.0%	(0.5)
Effective tax rate	14.7%	14.1%	+0.6

Results Summary

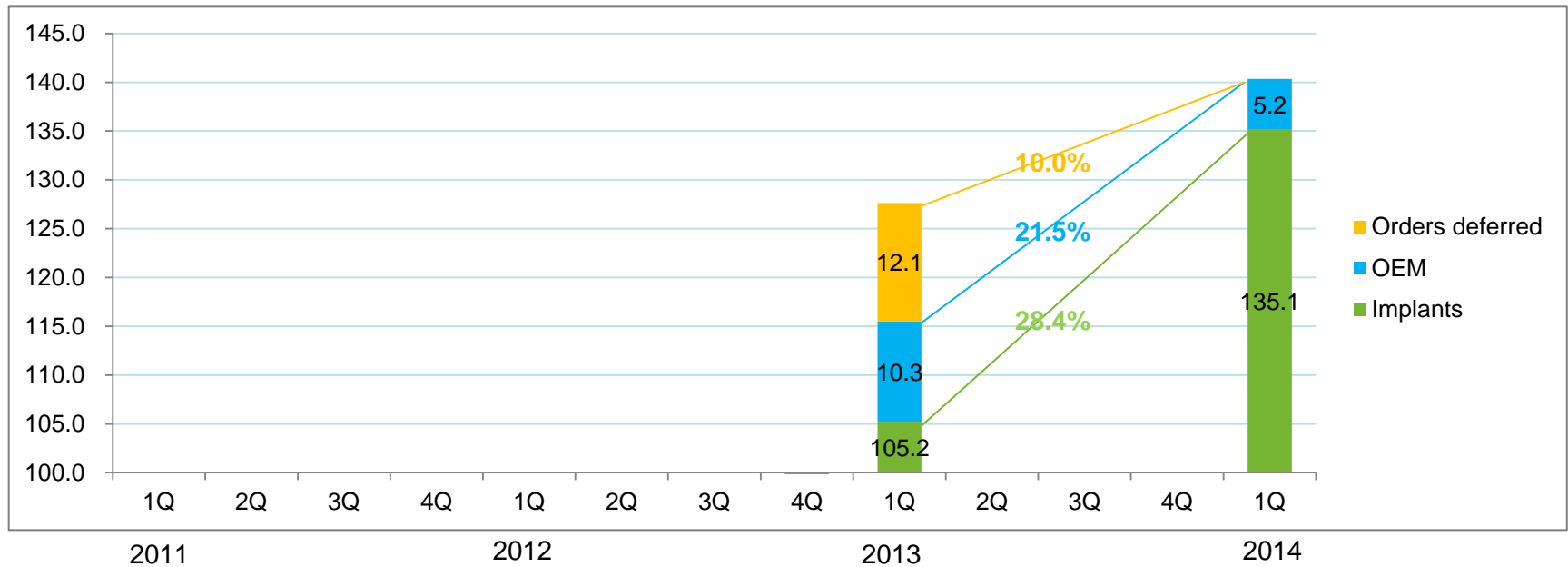
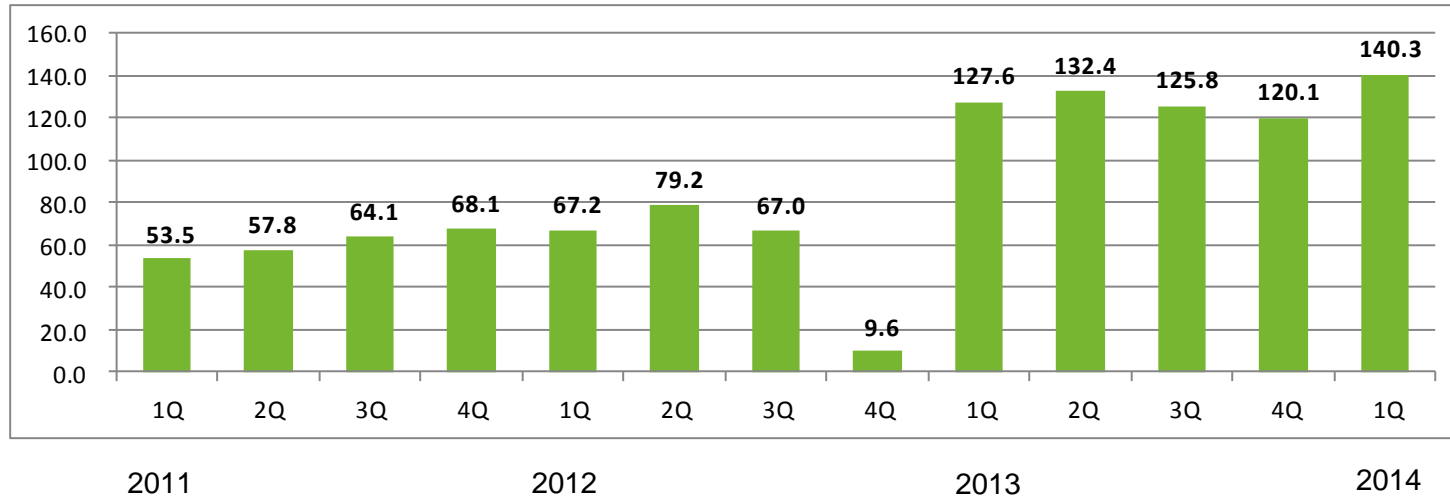
RMB million	For 3 months ended 31 Mar 2014	For 3 months ended 31 Mar 2013	Change %
Share of results in jointly controlled entities			
- Nikkiso	1.3	0.029	-
- Terumo	(5.4)	-	-
	(4.1)	0.029	-
Share of results in associates			
- MDT JV	(4.4)	-	-
- 21.7% in BIG	-	28.0	-
	(4.4)	28.0	-

Turnover Breakdown by Products

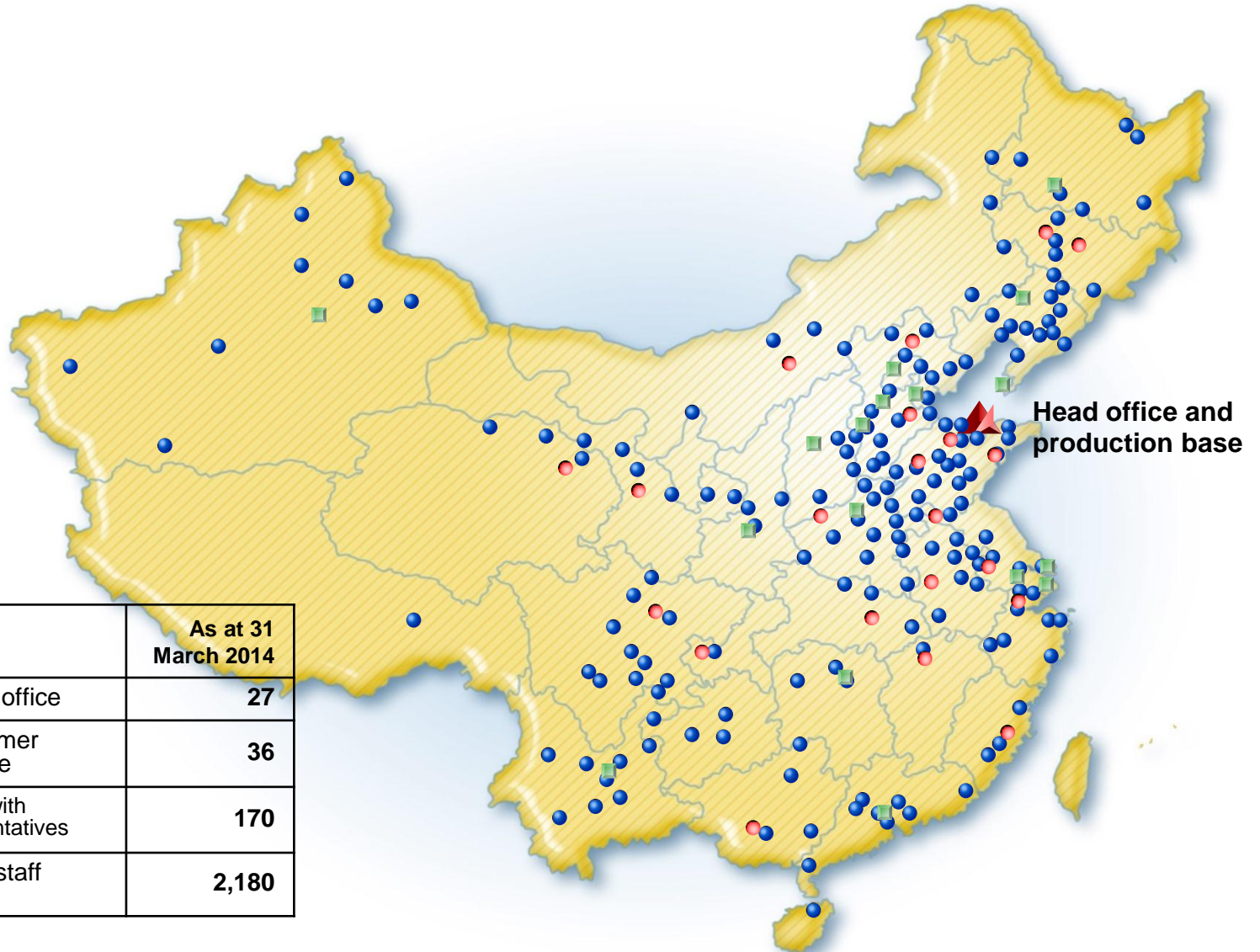
Products	For the 3 months ended 31 Mar			% to turnover	
	2014 RMB m	2013 RMB m	Change %	1Q2014 %	1Q2013 %
Consumables					
- Infusion sets	313.5	286.7	9.4	26.8	28.3
- Needles	179.6	168.4	6.6	15.4	16.6
- Syringes	154.2	133.2	15.8	13.2	13.2
- Pre-filled syringes	76.9	44.3	73.2	6.6	4.4
- Blood bags	54.5	49.0	11.3	4.7	4.8
- Wound Management	20.0	14.4	39.0	1.7	1.4
- Blood sampling	16.3	15.1	7.9	1.4	1.5
- PVC granules	10.0	15.2	(33.8)	0.9	1.5
- Other consumables	68.3	56.3	21.3	5.7	5.5
Subtotal for consumables	893.3	782.6	14.1	76.4	77.2
Orthopaedic products	140.3	127.6	10.0	12.0	12.6
Blood purification consumables	117.4	85.7	37.1	10.1	8.5
Blood purification equipment	17.0	16.8	1.2	1.5	1.7
Total	1,168.0	1,012.7	15.3	100.0	100.0

Orthopaedic Products

(RMB m)



Nationwide Sales Network



	As at 31 March 2014
■ No. of sales office	27
● No. of customer service centre	36
● No. of cities with sales representatives	170
No. of sales staff	2,180

Expanding Customer Base

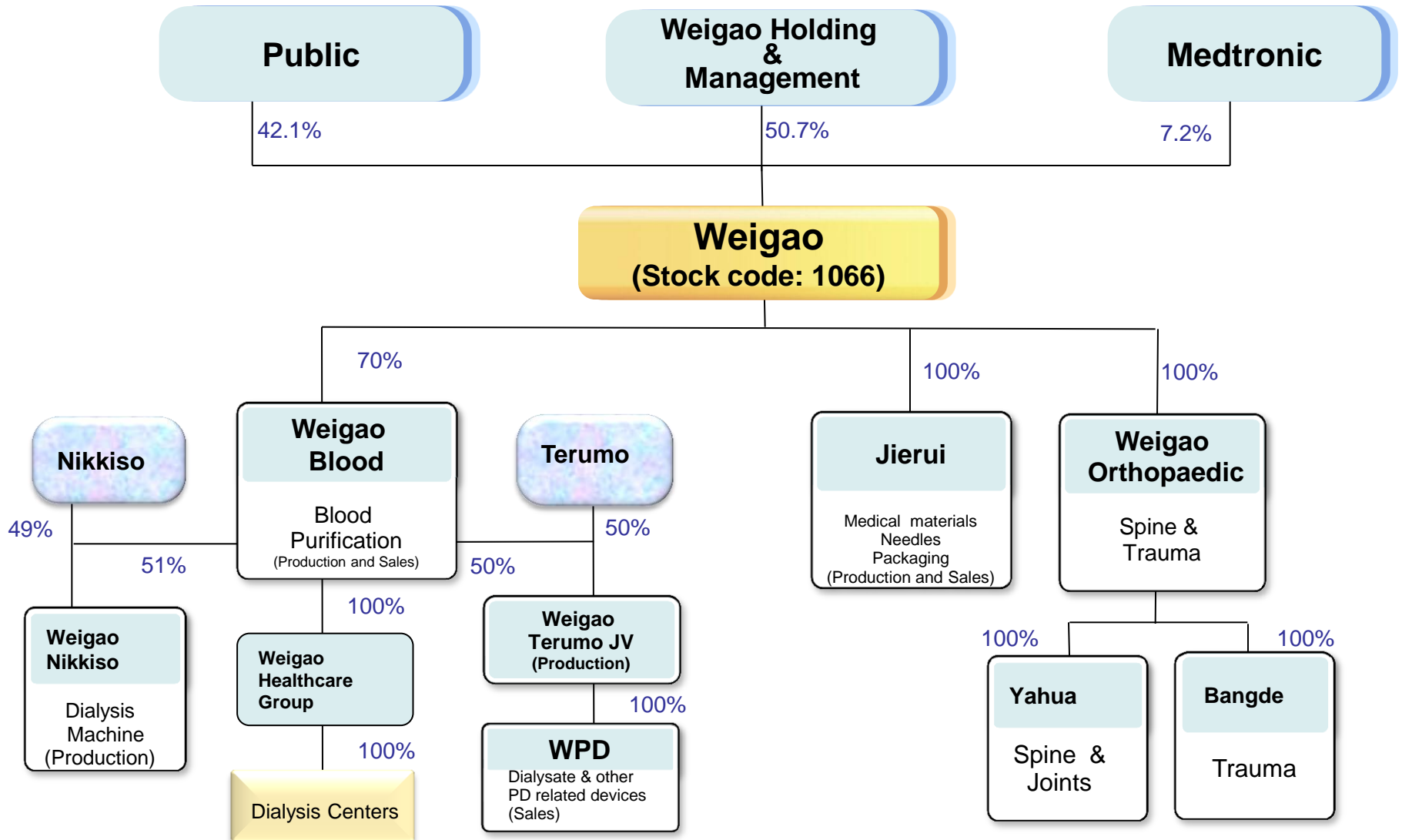
	Total in China In 2012	No. of customers	Coverage
Hospitals			
• Top tier	1,624	1,017	62.6%
• Medium	6,566	1,729	26.3%
• Small	5,962	327	5.5%
• Other - Not rated	9,018	24	0.3%
Subtotal	23,170	3,097	13.4%
Blood centres	525	414	78.9%
Other medical units	926,602	614	0.07%
Distribution companies		1,052	
Total		5,177	

Source: Ministry of Health and the Company

New Product Development

Category	No. of products as at 31 March 2014
With product registration certificates	317
Under application for product registration certificates	36
Patented products	309
Under patent application	51

Weigao Group Structure



Appendix - Reconciliation of Net Profit

	3 months ended 31 Mar 2014	3 months ended 31 Mar 2013	Change
	RMB'000	RMB'000	%
Profit for the Period	215,275	227,774	(5.5)
Non-controlling interest	679	548	23.9
Share of loss from an associate	4,360	-	-
Share of profit from an associate	-	(28,007)	-
Net profit excluding extraordinary items	220,314	200,315	10.0

Disclaimer

This document does not constitute, or form part of any offer for subscription or sale of, or solicitation of any offer to subscribe for or sale of any securities of Shandong Weigao Group Medical Polymer Company Limited (“Weigao Group”), nor shall it be construed as calculated to invite any such offer, nor shall it form the basis of, nor can it be relied on in connection with, or act as an inducement to enter into any contract or commitment whatsoever.

FORWARD-LOOKING STATEMENTS

This presentation contains certain forward-looking statements with respect to the financial condition, results of operations and business of Weigao Group, and certain of the plans and objectives of the management of Weigao. Such forward-looking statements involve known and unknown risks, uncertainties and other factors which may cause the actual results or performance of Weigao Group to be materially different from any future results or performance expressed or implied by such forward-looking statements. Such forward-looking statements were based on assumptions regarding Weigao’s present and future business strategies and the political and economic environment in which Weigao and its subsidiaries will operate in the future. Reliance should not be placed on these forward-looking statements, which reflect the view of Weigao Group’s management as of the date of this presentation only.

CONFIDENTIALITY

This document is given to you on a confidential basis and must not be passed to, or their contents disclosed to, any other person and no copy shall be taken hereof.